

POOL LABTM

REPLACEMENT REAGENT BAGS - FITTING INSTRUCTIONS

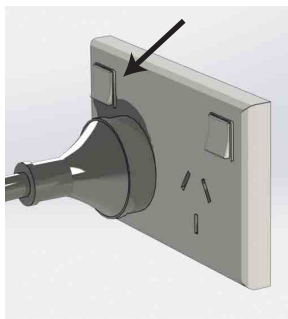
Pool Lab 3 Reagent Set - #55703

WARNING: Chemical Hazard. Safety goggles and gloves must be worn whilst handling reagents.
In case of exposure refer to individual reagent bags for treatment advise. May also damage clothing.



INSTRUCTIONAL VIDEO

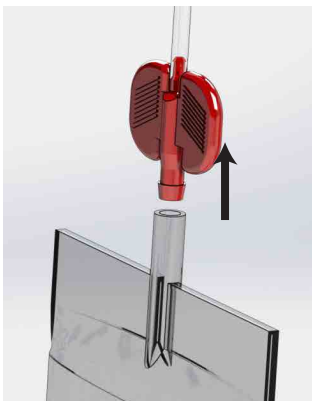
1. TURN POWER OFF AT OUTLET



2. UNHOOK BAG



3. PULL CONNECTOR TO DISCONNECT OLD BAG



4. HOLD NEW BAG INVERTED - HOLD AT BASE OF TUBE

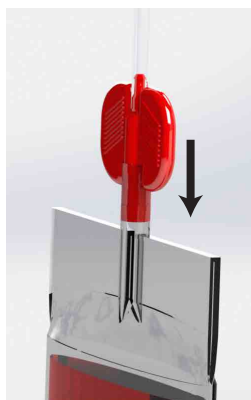


5. CUT OFF TUBE END.

- DON'T SQUEEZE BAG
- KEEP AWAY FROM EYES, FACE AND CLOTHING.



6. PUSH CONNECTOR INTO OPEN TUBE



7. REPLACE BAG ONTO CORRECT HOOK - REPEAT FOR ALL REAGENTS



8. TURN POWER ON (reagents will prime automatically)

